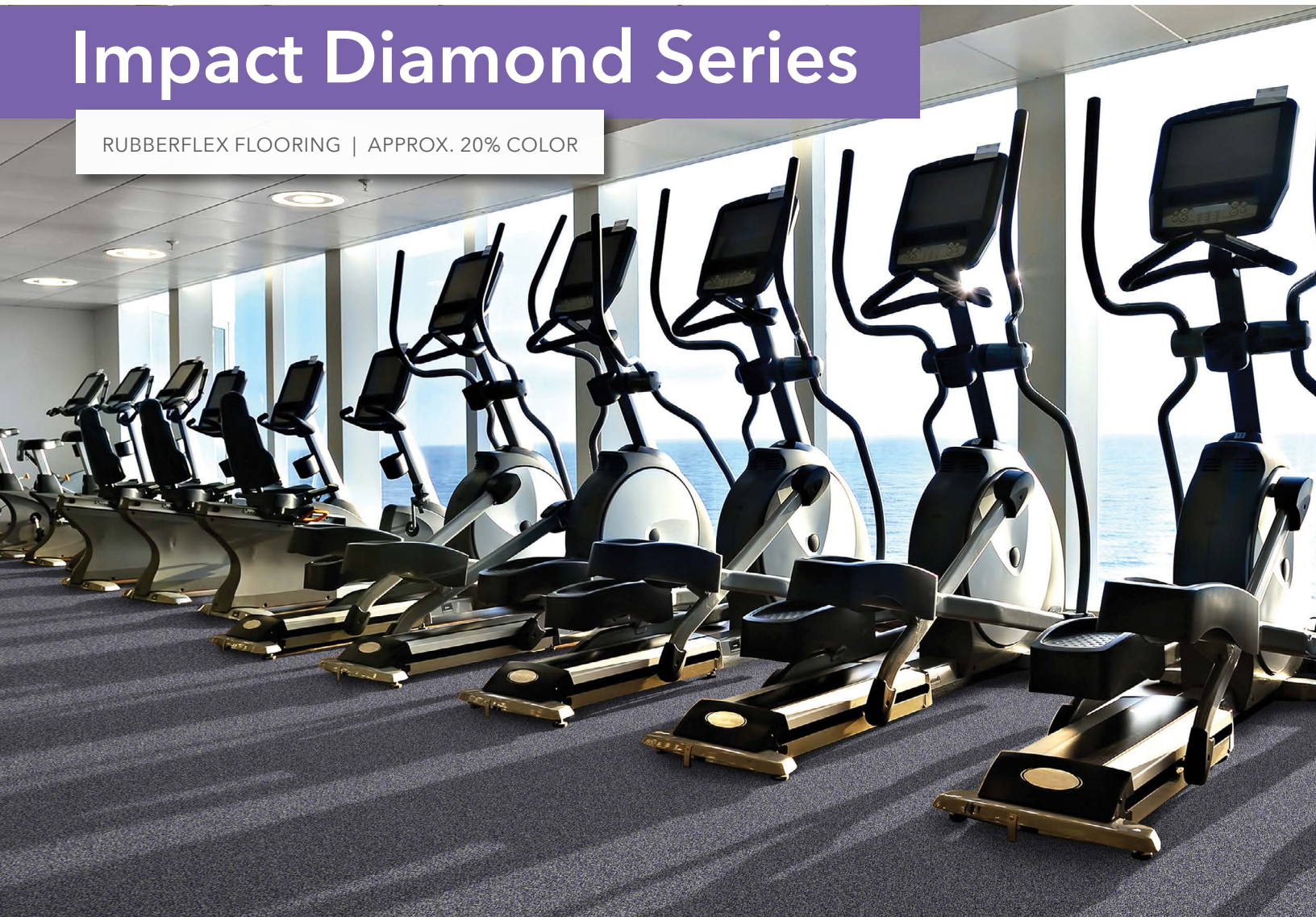


# Impact Diamond Series

RUBBERFLEX FLOORING | APPROX. 20% COLOR




Suitable for indoor applications in areas that require resilience, sound absorption, spike resistance and traction.

Impact Diamond Series recycled rubber flooring is created with more color than our Gold Series. Wear resistant, our Impact Diamond Series is your choice for gym floors.

Our Diamond Series has eight colors that offer the most widely accepted color density.




01. Titan Grey RFX-512



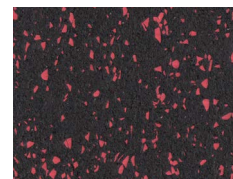
02. Blue Pool RFX-528



03. Snow Flakes RFX-511




04. Crushed Nuts RFX-508




05. Canned Heat RFX-509



06. Blue Sparkle RFX-507



07. Orange RFX-527



08. Gold Rush RFX-529



Your Source for  
Commercial Fitness Flooring  
(707) 823-4455 • [www.langhornfci.com](http://www.langhornfci.com)



# Impact Diamond Series



indoor only

RUBBERFLEX FLOORING | APPROX. 20% COLOR

## SUGGESTED USES

Weight Rooms, Home Gyms, Fitness Centers, Health Clubs, Recreation Centers, Golf Shops and Golf Courses, Schools and Universities, Play Areas, Day Care Centers, Fire and Police Stations, Physical Therapy Centers, Ice skating facilities, ect.

Construction:	80% SBR Rubber Black + 20% Color EPDM/Recycled Rubber
Product Form:	5/32" (4mm) x 48" wide rolls
Thickness:	3/16" (4mm), 1/4" (6mm), 3/8" (9mm), 1/2" (12mm)
Roll Size:	4' wide x lengths up to 95' (Standard: 4' x 50')
Tile Size:	24" x 24", 36" x 36", 48" x 48" Square or interlocking
Density:	60 pcf min.
Hardness:	60 ± 5
Coefficient of Friction:	> 0.96
Tear Strength:	70 pli min.
Elongation:	> 145% min.
Tensile Strength:	> 200psi
Flexibility:	Pass
Resistance to Chemicals:	No Change
Indoor Air Quality:	Pass

## LIMITED WARRANTY

Full Commercial Warranty 5 years  
Summary of Warranty

Products must be professionally installed to validate the warranty. Langhorn Flooring Concepts Inc. (LFCI) warrants Impact Diamond Series Sheet/Roll Goods against wear for a period of 5 years in a commercial application. This warranty applies only to material that is properly installed and maintained, while being used as intended and recommended. If the defect is covered by this warranty and is reported to LFCI within the Warranty period, LFCI will supply new material of same or similar grade to repair or replace the defective material.

- **Wear**  
Defined as complete removal of wear layer, pattern and color due to wear from normal traffic and maintenance. If the wear occurs within 5 years from date of purchase, LFCI will provide replacement materials or repair, of only the effected area.
- **Manufacturing Defects**  
LFCI warrants Impact Diamond Series materials are free from manufacturing defects and will replace defective floor covering and reasonable installation costs for a period of up to one [1] year from date of purchase. LFCI will not pay labor costs to repair or replace materials that defects were apparent before or at the time of installation.
- **Other Limitations**
  - This warranty is non-transferable
  - Manufacturing defect must be reported within 3 months from date of purchase.
  - This Warranty covers only properly installed & maintained floors
  - LFCI excluded and will not pay for any consequential or incidental expenses.
  - LFCI reserves the right of final judgment and may refuse claims in certain instances.

\*For a copy of the full warranty please ask for a warranty sheet

## PACKING & DIMENSIONS

Sheet/Roll Width (± 2%):	4' wide x lengths up to 95' (Standard: 4' x 50')
Tile Size	24" x 24", 36" x 36", 48" x 48" Square or interlocking
Custom	Special sizes upon request, minimums apply

## LEED-NC

MR CREDIT 4, IEQ CREDITS 4.1, 5

## INITIAL CLEANING

Do not wash floor for at least 5 days after installation. An initial cleaning needs to be done to remove any dirt and grit from the job site and to prepare the floor prior to applying a sealer or finish. Failure to clean properly will cause finish bonding issues as well as the entrapment of dirt in the floor.

To avoid possible damage to the flooring, the following should never be used on the floor:

- Steel wool or abrasive brushes
- Abrasive or alkaline cleaners
- Solvents of any type

## MAINTENANCE

A regular maintenance program is extremely important and will increase the life of the floor and finish. The frequency of cleaning will depend of the amount of traffic on the floor. For general cleaning, a neutral cleaner should be used.

1. Thoroughly sweep or vacuum the floor to remove all loose dirt, dust and debris.
2. Apply a neutral cleaner to the floor with a mop (or automatic floor scrubber). Follow the manufacturer's instructions.
3. Use a wet vac or mop to remove cleaning solution.
4. Rinse floor with clean, cold water. Remove all water with wet vac or mop. Allow rubber floor to dry thoroughly.

## \*\*\*IMPORTANT\*\*\*

To prevent slip and fall accidents, ALWAYS use a "WET FLOOR" sign when wet rubber flooring has been cleaned and is open to floor traffic.

## IMPORTANT NOTICE

Sample swatches have been cut from an overall design; decoration and shade may vary.

## YOUR AUTHORIZED SALES REPRESENTATIVE:

LFCI-IMPACTDIAMOND\_012720

