

Monster Tile Series


RUBBERFLEX FLOORING




GOLD SERIES




01. Jet Black RMT-521




02. Bright Red RMT-530




03. True Blue RMT-512



04. Nightly Fly RMT-517




05. Tan Clay RMT-149




06. Earth Fragments RMT-41

PLATINUM SERIES




07. Milky Way RMT-503



08. Blue Bahia RMT-523




09. Rouge RMT-524




10. Salt and Pepper RMT-526


EARTHSAVER SERIES




11. Granite Grey RMT-4247




12. Storm Cloud RMT-952




13. Hot Chocolate RMT-953




14. Graphite RMT-954



15. Mica RMT-951



16. Avalanche RMT-4244



17. Sandstone RMT-956



Bottom of Tile

A classic combination of performance and design.

Versatile and easy to install Monster Tiles have the specialized shock absorption athletes need. Whether taking advantage of the "bounce back" effect when lifting heavy loads, or lessening noise and vibration from the impact, Monster Tile is the workhorse for your facility.

Offered in a wide range of colors, Monster Tile gives you the ability to tailor your space and complement the aesthetics of your gym.

Langhorn
Flooring Concepts

Your Source for
Commercial Fitness Flooring
(707) 823-4455 • www.langhornfci.com

MADE IN THE
USA

Monster Tile Series



indoor only

RUBBERFLEX FLOORING

SUGGESTED USES

Weight Rooms, Home Gyms, Fitness Centers, Health Clubs, Recreation Centers, Golf Shops and Golf Courses, Schools and Universities, Play Areas, Day Care Centers, Fire and Police Stations, Physical Therapy Centers, Ice skating facilities, ect.

Construction:	100% Recycled SBR Rubber + EPDM granules & polyurethane binder
Tile Size:	24" x 24" x 1"
Tile Weight:	18.0 lbs/tile
Tile Standard Tolerances:	Width; ±2mm Thickness: ±3mm
Density:	65-80 pcf (depends on surface color)
Hardness:	60 ± 5
Coefficient of Friction:	> 0.95
Tear Strength:	70 pli min.
Elongation:	> 145% min.
Tensile Strength:	> 200psi
Flexibility:	Pass
Resistance to Chemicals:	No Change
Critical Radiant Flux:	Class II

LIMITED WARRANTY

Full Commercial Warranty 5 years

Summary of Warranty

Products must be professionally installed to validate the warranty. Langhorn Flooring Concepts Inc. (LFCI) warrants Earthsaver Solid Series against wear for a period of 5 years in a commercial application. This warranty applies only to material that is properly installed and maintained, while being used as intended and recommended. If the defect is covered by this warranty and is reported to LFCI within the Warranty period, LFCI will supply new material of same or similar grade to repair or replace the defective material.

- **Wear**
Defined as complete removal of wear layer, pattern and color due to wear from normal traffic and maintenance. If the wear occurs within 5 years from date of purchase, LFCI will provide replacement materials or repair, of only the effected area.
- **Manufacturing Defects**
LFCI warrants Earthsaver Solid Series materials are free from manufacturing defects and will replace defective floor covering and reasonable installation costs for a period of up to one [1] year from date of purchase. LFCI will not pay labor costs to repair or replace materials that defects were apparent before or at the time of installation.
- **Other Limitations**
 - This warranty is non-transferable
 - Manufacturing defect must be reported within 3 months from date of purchase.
 - This Warranty covers only properly installed & maintained floors
 - LFCI excluded and will not pay for any consequential or incidental expenses.
 - LFCI reserves the right of final judgment and may refuse claims in certain instances.

*For a copy of the full warranty please ask for a warranty sheet

PACKING & DIMENSIONS

Sheet/Roll Width (± 2%): 4' wide x lengths up to 95'
(Standard: 4' x 50')

Tile Size 24" x 24", 36" x 36", 48" x 48" Square or interlocking
Custom Special sizes upon request, minimums apply

LEED-NC

MR CREDIT 4, IEQ CREDITS 4.1, 5

INITIAL CLEANING

Do not wash floor for at least 5 days after installation. An initial cleaning needs to be done to remove any dirt and grit from the job site and to prepare the floor prior to applying a sealer or finish. Failure to clean properly will cause finish bonding issues as well as the entrapment of dirt in the floor.

To avoid possible damage to the flooring, the following should never be used on the floor:

- Steel wool or abrasive brushes
- Abrasive or alkaline cleaners
- Solvents of any type

MAINTENANCE

A regular maintenance program is extremely important and will increase the life of the floor and finish. The frequency of cleaning will depend of the amount of traffic on the floor. For general cleaning, a neutral cleaner should be used.

1. Thoroughly sweep or vacuum the floor to remove all loose dirt, dust and debris.
2. Apply a neutral cleaner to the floor with a mop (or automatic floor scrubber). Follow the manufacturer's instructions.
3. Use a wet vac or mop to remove cleaning solution.
4. Rinse floor with clean, cold water. Remove all water with wet vac or mop. Allow rubber floor to dry thoroughly.

IMPORTANT

To prevent slip and fall accidents, ALWAYS use a "WET FLOOR" sign when wet rubber flooring has been cleaned and is open to floor traffic.

IMPORTANT NOTICE

Sample swatches have been cut from an overall design; decoration and shade may vary.

YOUR AUTHORIZED SALES REPRESENTATIVE:

LFC_MONSTERTILE_012720



CERTIFIED BY SCS Global Services

Langhorn
Flooring Concepts